

TL'AZT'EN NATION

DUST'LUS

**TALO 'OOZA'
AUGUST 2023**



Tl'azt'en Nation neyunk'ut tube soo Dakelh ts'inli 'ink'e 'uda' whuk'un'a nede'ut'en 'uts'ulh'en 'ink'e neyun ooghuts'inli.

Tl'azt'en Nation is a strong Dakelh community, and we practice the old ways of doing things and we take care of our land.

Contents

EVENTS CALENDAR	3
2012 FPX AGREEMENT	4
37th ANNUAL GENERAL ASSEMBLY	5
SCHOOL SUPPLY SUPPORT	6
JOHN PRINCE RESEARCH FOREST 30TH ANNIVERSARY	7
LEO-TREMBLEUR FSR CULVERT INSTALLATION	8
YOUTH VISIONS COUNCIL SCHEDULE	9
Culture Nights.	10
Noye Dzin 2023	11
Fire safety in homes	12
Composting.	13
72 Hour Emergency Plan	14
Warmer weather	15
Staying Cool When It's Hot	16
Youth Support - One on One	18
Canoe Certification Training	19
Kayak Certification Training.	20
Tanizul timber Ltd - Accountant/Bookeeper	21
Natural Resources - Job Posting	22
Natural Resources - Job Posting	23
ACCOUNTS PAYABLE CLERK	24
FOREST STEWARDSHIP MANAGER.	26

AUG 2023

SUN	MON	TUE	WED	THU	FRI	SAT
		01	02	03	04	05
		Youth Visions Council Culture Night Canoe Training	Kayak Training	Noye Dzin	Noye Dzin	Noye Dzin
06	07	08	09	10	11	12
Noye Dzin	Noye Dzin Stat Holiday	Chief and Council	Chief and Council Culture Night	Chief and Council Culture Night	Chief and Council Culture Night	Chief and Council Culture Night
13	14	15	16	17	18	19
		Youth Visions Council Culture Night	Youth Visions Council Culture Night	Youth Visions Council Culture Night	Youth Visions Council Culture Night	Youth Visions Council Culture Night
20	21	22	23	24	25	26
Chief and Council	Chief and Council	JPRF 30th Anniversary	Culture Night	Culture Night	Culture Night	Culture Night
27	28	29	30	31		
		Culture Night	Culture Night	Culture Night		

Upcoming
August 2023

WED 2
Canoe Training

THU 3
Kayak Training

FRI 4 - MON 7
Noye Dzin

TUE 8 - WED 9
Chief and Council

WED 2, 9, 16, 23, 30
Chief and Council

WED 2, 16
Youth Visions Council

JUL 4 - AUG 17
Culvert Installation Leo FSR

MON 21
Chief and Council

TUE 22
JPRF 30th Anniversary

SAT 29 - SUN 30
Fast Ball Clinic



TL'AZT'EN NATION

P.O. Box 670, Fort St. James, B.C. V0J 1P0
Phone 250-648-3212 • Fax 250-648-3250



July 28, 2023

To Tl'azt'enne,

Greetings to all members of our community. I, Chief Leslie Aslin, together with the Council, write to inform you of a significant decision that has been made in the best interest of our people, environment, and the preservation of our cherished traditional ways of life.

After thorough discussions and careful consideration, we have officially concluded all engagements with FPX Nickel and have formally terminated our participation in the 2012 agreement. This decision is of utmost importance as it aligns with the heartfelt wishes of our community members.

We, as representatives of our Nation, stand united in solidarity to say an unequivocal "No" to the proposed mine at Mt Sidney Williams within our sacred territory. We recognize the potential impacts such a project could have on our land, our resources, and our way of life – impacts that we cannot and will not compromise on.

Our paramount concern lies in safeguarding the well-being of our people, the preservation of our environment, and the continuation of our revered ancestral practices. The sacred bond we share with the land is inseparable from our identity, culture, and traditions, and we are committed to ensuring that this bond remains intact for generations to come.

As leaders, it is our solemn duty to uphold the values and desires of our community. We have heard your voices, understood your concerns, and shared your hopes. It is with this unwavering commitment to our collective vision that we take this stance, resolutely rejecting the proposed mine.

We firmly believe that protecting our territory is synonymous with safeguarding the essence of who we are as a people. By doing so, we safeguard not only our present but also the future prosperity of our descendants. Let us remain steadfast in our conviction, drawing strength from the unity that binds us together.

As we navigate this path forward, we acknowledge that there may be challenges ahead, but we face them together as a united community. We will explore sustainable alternatives that honor our traditions while embracing progress in ways that do not compromise our values or endanger our heritage.

May our ancestors guide us and may the spirit of our collective determination be a beacon of hope in the face of any adversity.

In unity and solidarity,
Chief Leslie Aslin



Tl'azt'en Nation

37TH ANNUAL GENERAL ASSEMBLY

SEPT 13-15TH, 2023




Healing Our Hearts

Our community has faced a significant amount of loss over the last few years. As a community, we must work together towards healing. let us come together to discuss where we've been, where we are at, and where we are going.



FAMILY FUN

MEETINGS WILL RUN DAILY WITH EVENING ENTERTAINMENT FOR THE WHOLE FAMILY, INCLUDING A DANCE AND FAMILY FUN NIGHT!



**KORDAROY
BAND**

MORE INFORMATION



Charlene Tom 250-648-3212



charlene.tom@tlazten.bc.ca

ZOOM LINK WILL BE PROVIDED CLOSER TO THE DATE



Tlazten Education

School Supply Support for

- Elementary School (Grades K-7)
- High School (Grades 8-12)

Rates:

Elementary student: \$130/child

Highschool student: \$150/child

\$100/student for backpack/shoes

Dates to remember

Requests Open: July 17, 2023

Close: September 29, 2023

Contact:

Laura Anatole, Administrative Assistant

Phone: (250)648-3227

Email: laura.anatole@tlazten.bc.ca

to request application

JOHN PRINCE RESEARCH FOREST

9:30 AM

BUSES LEAVE
TACHE AND
BINCHE

30TH ANNIVERSARY

11:00 AM

BUSES ARRIVE
REGISTRATION
POSTERS
FREE TIME

**Tuesday, August 22nd
11:00 AM to 3:00 PM**

12:00 PM

BBQ LUNCHEON

**Cinnabar Research Station
Tezzeron Lake**

1:00 PM

SPEAKERS

DOOR PRIZES

2:00 PM

POSTERS
FREE TIME

CHILDREN'S PROGRAM

3:00 PM

BUSES LEAVE

**1:00 PM to 3:00 PM
Chuntoh Education Society**

OVERVIEW

The Leo-Trembleur FSR provides essential access for First Nations communities and local residents. The Ministry of Forests recognizes the need to improve this vital link and provide a safe and reliable transportation route for all road users. As a result of two failing culverts on the road, the Ministry of Forests plans to replace them with large embedded culverts.

WORK DETAILS

MINISTRY CONTACT

District Engineering Officer

Sean Baumann
250-570-0672
sean.baumann@gov.bc.ca

Coordinating Registered Professional

Bruce Henderson, P.Eng.
250-612-1479
Bruce.henderson@gov.bc.ca

SCHEDULE

The project will take place from July 4 to August 17, 2023.

IMPACTS ON ROAD USERS

The Leo-Trembleur FSR will remain open during construction and temporary access will be provided for local light traffic. A detour route will be provided at the 10km crossing and access through the site at 12km will be provided. Obey all traffic signs. Expect minor delays up to 30 mins.

EMBEDDED CULVERT INSTALLATION – 10KM LEO-TREMBLEUR FSR (G5-360)

The Ministry of Forests (FOR) has contracted Newland Enterprises Ltd. to replace a failed culvert with a 2.7m embedded metal culvert. A detour route and temporary bridge will be installed for access through the site. The new culvert will provide improved fish habitat and passage while safely accommodating vehicle traffic.

EMBEDDED CULVERT INSTALLATION - 12KM LEO-TREMBLEUR FSR(G5-361)

Newland Enterprises Ltd. will install a 2.4m embedded culvert to replace the failed culvert at 12km on the Leo-Trembleur. This site contains a significant volume of fill material. Access for light traffic will be provided through the site and users can expect minimal delays. The new culvert will provide improved fish habitat and passage while safely accommodating vehicle traffic.

Prime Contractor

Newland Enterprises Ltd.

Environmental Monitor

Wildwood Engineering and Environmental Ltd.

Professional of Record (POR)

DWB Consulting Ltd.



General location

Site G5-360
Lat: 54° 53' 40.28"
Long: -125° 1' 44.23"

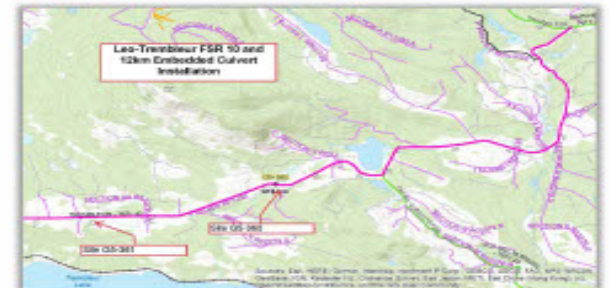
Site G5-361
Lat: 54° 53' 18.22"
Long: -125° 4' 41.32"



Site G5-361



Site G5-360



Leo-Trembleur FSR showing sites



TI'azt'en Nation Youth Council Meeting Schedule:

MONTH:	OPEN TO PUBLIC	INVITATION ONLY
NOVEMBER, 2022 Dayi: Gabriel Joseph Jr.	2 nd	16 th
DECEMBER, 2022 Dayi: Gabriel Joseph Jr.	**Nov 30th**	14 th
JANUARY, 2023 Dayi: Brodie Joseph	4 th	18 th
FEBRUARY, 2023 Dayi: Brodie Joseph	1 st	15 th
MARCH, 2023 Dayi: Bret Felix	1 st	15 th
APRIL, 2023 Dayi: Ethan Joseph	5 th	19 th
MAY, 2023 Dayi: Ethan Joseph	3 rd	17 th
JUNE, 2023 Dayi: Donavan Winser	7 th	21 st
JULY, 2023 Dayi: Joshua Monk	5 th	19 th
AUGUST, 2023 Dayi: Joshua Monk	2 nd	16 th
SEPTMEBER, 2023 Dayi: Jodie Pierre	6 th	20 th
OCTOBER, 2023 Dayi: Jodie Pierre **Election Month**	4 th	18 th



YOUTH 13-30

CULTURE NIGHT:

WEDNESDAYS

EVERY WEEK!

4:30PM- 6:30PM

HONORING INDIGENOUS IDENTITY AND CULTURE

Youth in Tl'azt'en Nation are welcomed to come and learn about our culutre:

- Crafts
- Drumming and Singing
- Learn our Language
- History
- Games

LOCATION: GRANDMA'S HOUSE

Snacks, drinks and prizes provided!

Any questions? Call the education center- 250-648-3227



2023
**NOYE
DZIN**

**BASKETBALL
TOURNAMENT
DUOS**

**HORSE SHOE
TOURNAMENT
DUOS**

AUGUST LONG WEEKEND 4,5,6,7TH

SIGN UP TO VOLUNTEER OR TO REGISTER A TEAM

Phone Christian @ Education Centre: 250-648-3227

Email: Recreation@tlazten.bc.ca

Facebook: Tl'azt'en Nation Education Centre

FREE FAMILY EVENT

ALCOHOL AND DRUG FREE ZONE

Fire safety in homes is crucial for the protection of lives and property. Here are some important tips to enhance fire safety in your home:

1. **Install smoke detectors:** Install smoke detectors on every level of your home, including inside each bedroom and outside sleeping areas. Test them regularly and replace batteries at least twice a year.
2. **Have fire extinguishers:** Keep fire extinguishers in key areas, such as the kitchen, garage, and near potential fire hazards. Learn how to use them properly and ensure they are regularly inspected and maintained.
3. **Plan and practice escape routes:** Create a fire escape plan that includes two exits from each room and a designated meeting point outside. Practice the plan with all family members regularly.
4. **Keep pathways clear:** Ensure clear and unobstructed pathways to exits, avoiding the blocking of doors, windows, or hallways. This enables quick evacuation during an emergency.
5. **Avoid overloading electrical outlets:** Do not overload electrical outlets or use extension cords as permanent wiring solutions. Spread out your electrical devices and use power strips with overload protection.
6. **Practice safe cooking:** Stay in the kitchen when cooking and never leave food unattended. Keep flammable items away from the stove, and turn pot handles inward to prevent accidental spills.
7. **Be cautious with candles:** Keep candles at least one foot away from anything that can burn, and never leave them unattended. Consider using battery-operated flameless candles as a safer alternative.
8. **Maintain heating sources:** Have heating systems, chimneys, and flues inspected and cleaned regularly by professionals. Follow safety guidelines for portable heaters, and keep them away from flammable materials.
9. **Store flammable materials safely:** Keep flammable liquids, such as gasoline, paint thinners, and cleaning agents, in well-ventilated areas away from ignition sources. Store them in their original containers and away from children.
10. **Educate your family:** Teach your family members, especially children, about fire safety, including the importance of not playing with matches, lighters, or electrical appliances. Teach them how to respond during a fire emergency.

11. **Install fire-resistant materials:** Consider installing fire-resistant materials, such as fire-rated doors and windows, as well as fire-resistant roofing materials, to help contain or slow down the spread of fire.

12. **Stay informed:** Stay updated on fire safety regulations and guidelines in your area. Keep emergency numbers handy, and know how to contact emergency services in case of a fire.

Remember, fire prevention is key, so taking proactive steps to minimize fire risks in your home is crucial. Regular maintenance, awareness, and preparedness can significantly reduce the chances of a fire and mitigate its potential impact.

Written by Norman Alexis

Home Gardening: The Best Time to Start Your Vegetables

Home gardening has become increasingly popular in recent years, as more people seek to grow their own fresh produce and connect with nature. Whether you have a large backyard or just a small balcony, growing your own vegetables can provide you with healthy, tasty food, and the satisfaction of cultivating your own garden. However, timing is key when it comes to starting your vegetable garden, and understanding when to plant is essential for a successful harvest.

The best time to start your vegetable garden will depend on your local climate and the specific vegetables you want to grow. In general, it is best to wait until the danger of frost has passed, as most vegetables are sensitive to cold temperatures. For example, in colder climates, it is best to wait until late spring to start planting your vegetables, while in warmer climates, you can start planting in early spring.

Once you have determined the best time to start your garden, it is important to choose the right vegetables for your climate and the available growing space. Consider factors such as the amount of sunlight, soil quality, and the amount of space you have when choosing your vegetables. Some popular options for home gardens include tomatoes, lettuce, carrots, beans, and peas.

To get the most out of your vegetable garden, it is also important to prepare your soil. This may involve adding compost or organic matter to improve soil fertility, and

using raised beds or containers if you have limited space. When planting your vegetables, be sure to follow the recommended spacing and planting instructions, and water regularly to keep your plants healthy and hydrated.

Home gardening can be a rewarding and fulfilling experience, and starting your own vegetable garden is a great way to provide yourself and your family with fresh, healthy food. By understanding the best time to start your garden and choosing the right vegetables for your climate and space, you can grow a thriving garden that will provide you with fresh produce for years to come.

Home gardening is a wonderful way to grow your own fresh produce and connect with nature. By timing your garden correctly, choosing the right vegetables, and preparing your soil, you can grow a thriving vegetable garden that will provide you with fresh, healthy food for years to come. Whether you are a seasoned gardener or a beginner, there is no better time than now to start your own home garden.

Written by Norman Alexis

Composting is a simple yet effective way to reduce waste and create nutrient-rich soil for gardening. It is the process of breaking down organic matter, such as food scraps and yard waste, into a soil-like substance. Not only is composting good for the environment, but it also benefits your garden and reduces the amount of waste you send to the landfill.

When composting, it is important to use a mix of brown and green materials. Brown materials, such as dried leaves and branches, provide carbon for the compost pile. Green materials, such as food scraps and grass clippings, provide nitrogen. The right balance of brown and green materials is key to a successful compost pile.

Composting also helps to reduce greenhouse gas emissions by preventing the release of methane, a potent greenhouse gas, from landfills. In addition, composting at home can reduce your carbon footprint by reducing the need for chemical fertilizers and reducing the amount of waste that is sent to landfills.

To start composting, you will need a compost bin or pile, and a mix of brown and green materials. You can purchase a compost bin or make your own using a wire mesh or wooden pallets. Once you have your bin or pile in place, add layers of brown and green materials and water it down. Turning the compost pile regularly, about once a week, helps to aerate it and speed up the composting process.

Composting is a simple and easy way to reduce waste and create nutrient-rich soil for your garden. Whether you have a small balcony or a large backyard, composting can be done on any scale. Start composting today and experience

the benefits for yourself, your garden, and the environment.

Written by Norman Alexis

The Importance of 72 Hour Emergency Planning: How to Get Prepared

Emergencies can happen at any time, and it's important to be prepared. One of the most important steps you can take to protect yourself and your loved ones during an emergency is to have a 72 hour plan in place. In this article, we'll go over the steps you need to take to prepare for a 72 hour emergency.

1. **Make a list of essential supplies:** Start by making a list of the essential supplies you need to survive for 72 hours. This includes food, water, first aid supplies, and any medications you may need. Make sure to include enough supplies for each person in your household.
2. **Gather supplies:** Once you have a list of essential supplies, start gathering them. It's best to store these items in a central location, such as a closet or basement, so that you can access them quickly in the event of an emergency.
3. **Create a communications plan:** Make sure you have a plan in place for communicating with your loved ones in the event of an emergency. This could include having a designated meeting place, using a designated phone, or using social media to stay in touch.
4. **Identify potential hazards:** Take some time to identify the potential hazards in your area, such as floods, earthquakes, or fires. Make a plan for how you will respond to these hazards, and make sure everyone in your household is familiar with the plan.
5. **Review your plan regularly:** Finally, make sure to review your 72 hour plan regularly. This will help to ensure that you are prepared in the event of an emergency, and will also give you the opportunity to make any necessary updates to your plan.

Having a 72 hour emergency plan in place is an important step in protecting yourself and your loved ones during an emergency. By taking the time to prepare, you can ensure that you are ready to respond quickly and effectively in the event of an emergency. So, start preparing today and give yourself peace of mind knowing that you and your loved ones are ready for anything.

Essential Supplies for a 72 Hour Emergency Kit:

1. **Food:** Non-perishable food items such as canned

goods, energy bars, and dried fruits.

2. Water: At least one gallon of water per person per day for drinking and sanitation.
3. First aid kit: Including bandages, gauze, antiseptic wipes, pain relievers, and any prescription medications you may need.
4. Flashlight and extra batteries.
5. Portable radio or weather radio with extra batteries.
6. Warm clothing and blankets.
7. Multi-tool or knife.
8. Cash and coins.
9. Personal hygiene items such as toothbrush, toothpaste, soap, and towels.
10. Matches or lighter.
11. Tent or other shelter equipment.
12. Maps of the local area.
13. Cell phone with extra battery or portable charger.
14. Special needs items such as baby formula, diapers, or pet food.

It's important to tailor your 72 hour emergency kit to your specific needs, so feel free to add or remove items as necessary. And remember to regularly check your kit and update it as needed.

Proper Storage of Essential Supplies for a 72 Hour Emergency Kit:

1. Keep all items in a waterproof and airtight container, such as a plastic bin or backpack.
2. Store food and water in cool, dry places to prevent spoilage.
3. Keep first aid supplies and personal hygiene items in a separate, easy-to-reach location.
4. Store all batteries, matches, and other small items in a waterproof bag.
5. Keep your 72 hour emergency kit in a convenient and easily accessible location, such as near the front door or in the trunk of your car.
6. Store tents, shelter equipment, and other larger items in a separate, easily accessible location.
7. Regularly check the contents of your emergency kit and rotate any perishable items, such as food and water, to ensure they remain fresh.

By properly storing your 72 hour emergency supplies, you can be confident that they will be ready when you need them. Remember to also periodically review your kit and make updates as necessary.

Creating a Communications Plan for 72 Hour Emergencies:

1. Establish a designated meeting place: Choose a

location where family members can go in case of an emergency to ensure that everyone is accounted for and can be reunited.

2. Plan for alternative communication methods: In case of a power outage or communication breakdown, have backup plans such as walkie-talkies or paper maps.
3. Identify an out-of-area contact: Choose a trusted individual who lives outside of your immediate area that family members can call to check in and provide updates.
4. Provide clear instructions: Clearly communicate the plan to all family members, including the designated meeting place, communication methods, and out-of-area contact.
5. Keep important information easily accessible: Keep a list of important phone numbers, addresses, and medical information in a waterproof and easily accessible location.

By creating a clear and comprehensive communications plan, you can ensure that you and your family will be able to effectively communicate and stay informed during a 72 hour emergency. Regularly review and update your plan to ensure that it remains relevant and effective.

Preparing for Potential Hazards in a 72 Hour Emergency:

1. Natural disasters: Prepare for potential hazards such as earthquakes, hurricanes, tornadoes, and other natural disasters by creating a 72 hour emergency kit and designating a safe shelter location.
2. Power outages: Keep flashlights, lanterns, and extra batteries on hand in case of a power outage, and consider purchasing a backup generator or power source.
3. Medical emergencies: Keep a first-aid kit on hand and consider enrolling in CPR and first-aid training.
4. Food and water contamination: Store extra water and non-perishable food in a safe and easily accessible location, and consider purchasing a water filtration system.
5. Fire hazards: Install smoke detectors and fire extinguishers in your home, and practice fire evacuation procedures with your family.

By preparing for potential hazards, you can increase your level of safety and security during a 72 hour emergency. Stay informed about the types of emergencies that may occur in your area, and make updates to your emergency plan as necessary.

The Importance of Reviewing Your 72 Hour Emergency Plan:

1. Stay current with changing conditions: Regularly review and update your emergency plan to ensure that it remains relevant and effective in the face of changing conditions, such as new hazards or updated evacuation routes.
2. Ensure everyone is familiar with the plan: Regularly review the plan with family members to ensure that everyone is familiar with its details and knows what to do in case of an emergency.
3. Consider new technologies: Stay informed about new technologies and products that may improve your emergency preparedness, and incorporate these into your plan as needed.
4. Practice makes perfect: Consider conducting regular drills or simulations to practice and fine-tune your emergency plan.
5. Update emergency kits: Regularly review and update your 72 hour emergency kits to ensure that they contain the necessary supplies and that items have not expired.

By regularly reviewing and updating your 72 hour emergency plan, you can ensure that you and your family are well-prepared for emergencies and can respond quickly and effectively when necessary. Stay vigilant, stay informed, and always be prepared.

Warmer weather often becoming more unpredictable. It is important to be prepared for a variety of potential emergencies that may arise during this time of year. In this article, we will explore some of the most common emergencies to prepare for in April, and how to best prepare for them.

Severe Weather

April is the start of storm season in many parts of the world, with the potential for severe weather including thunderstorms, tornadoes, and hail. To prepare for severe weather, it is important to have a plan in place for how to stay safe, including where to go during a storm and what supplies to have on hand. It is also important to have a weather radio, so you can stay informed about any potential weather threats.

Flooding

April is also a time when many parts of the world experience spring rains, which can lead to flooding. To prepare for the possibility of flooding, it is important to have an evacuation plan in place, as well as sandbags and other supplies to protect your home and property. You should also be prepared to evacuate quickly if necessary.

Wildfires

April is also a time when the risk of wildfires increases, particularly in areas with dry conditions and high winds.

To prepare for the possibility of a wildfire, it is important to have a plan in place for how to evacuate quickly and safely, as well as how to protect your home and property from the fire. It is also important to be aware of fire restrictions and to follow all local regulations.

Written by Norman Alexis

Boating safety is an essential aspect of enjoying water activities and ensuring the safety of all passengers on board. Boating accidents can have devastating consequences, and it is important to take the necessary precautions to prevent them. In this article, we will discuss the importance of boating safety and the steps you can take to ensure a safe and enjoyable experience on the water. First and foremost, it is important to understand the rules and regulations of boating in your area. These regulations vary by province and country, but they typically cover issues such as boating under the influence, boater education, and life jacket requirements. It is essential to familiarize yourself with the rules and regulations in your area and to comply with them at all times.

Another crucial aspect of boating safety is to have the proper equipment on board. This includes a life jacket for each passenger, a fire extinguisher, a horn or whistle, a compass, and a first-aid kit. It is also important to regularly check and maintain your equipment, ensuring that it is in good working condition and ready for use in an emergency.

In addition to the proper equipment, it is also important to have a plan in place for any emergency situation that may arise. This plan should include a way to communicate with others, such as a VHF radio, and a way to signal for help, such as flares. It is also important to designate a responsible person on board who can take charge in the event of an emergency and make decisions quickly and calmly.

It is also essential to be prepared for any adverse weather conditions that may arise while on the water. This includes having a plan in place for severe weather, such as a lightning storm or heavy winds, and knowing how to handle your boat in such conditions.

Finally, it is crucial to be aware of your surroundings while on the water. This includes paying attention to other boats and watercraft, as well as being aware of any hazards in the water, such as rocks, shoals, or underwater obstacles.

Boating safety is essential to ensuring a safe and enjoyable experience on the water. By familiarizing yourself with the rules and regulations, having the proper equipment on board, having a plan in place for emergencies, being prepared for adverse weather conditions, and being aware of your surroundings, you can help prevent boating accidents and ensure a safe and enjoyable time on the water.

yourself and follow these tips to beat the heat.

Staying Cool When It's Hot: Tips and Tricks

By Norman Alexis

When the temperature rises, staying cool can feel like a challenge. Whether you're outside enjoying the sun or trying to stay comfortable indoors, there are plenty of ways to beat the heat. Here are some tips and tricks for staying cool when it's hot:

1. **Stay hydrated:** When you sweat, you lose fluids, so it's important to drink plenty of water to stay hydrated. If you're exercising or spending time outside, bring a water bottle with you and drink regularly.
2. **Dress appropriately:** Wear loose, lightweight clothing made from breathable fabrics like cotton or linen. Light-colored clothing can also help reflect the sun's rays and keep you cool.
3. **Stay indoors:** If you can, try to avoid being outside during the hottest parts of the day, usually between 10 a.m. and 4 p.m. If you don't have air conditioning at home, consider spending time in a public place that does, like a library, mall, or community center.
4. **Use fans:** Fans can help circulate air and create a breeze, which can make you feel cooler. If you're using a fan, make sure it's blowing air directly on you.
5. **Take cool showers or baths:** Taking a cool shower or bath can help lower your body temperature and make you feel refreshed.
6. **Use ice packs or cold compresses:** Placing ice packs or cold compresses on your neck, wrists, or forehead can help cool you down quickly.
7. **Eat light, refreshing foods:** Eating heavy, greasy foods can make you feel sluggish and uncomfortable in the heat. Instead, opt for light, refreshing foods like salads, fruit, and smoothies.
8. **Stay in the shade:** If you're outside, try to stay in the shade as much as possible. Use umbrellas or find a tree to sit under to avoid direct sunlight.
9. **Stay informed:** Keep an eye on weather forecasts and alerts to stay informed about any heat waves or extreme temperatures in your area.

Remember, staying cool in the heat is important for your health and well-being. Be sure to take care of

Observing Fire Danger Ratings in BC and Our Forest Service Region

As we head into the summer months, it's important to be aware of the risk of wildfires in British Columbia. Every year, wildfires cause damage to homes, forests, and wildlife habitats, and put the safety of residents and emergency responders at risk. By observing fire danger ratings in our region and following guidelines set by the BC Wildfire Service, we can all help prevent wildfires.

The BC Wildfire Service regularly updates the fire danger rating for each area, which ranges from low to extreme. The rating takes into account factors like weather conditions, fuel moisture levels, and the likelihood of ignition. By staying informed about the current rating in your area, you can adjust your activities and take appropriate precautions to prevent fires.

Here are some guidelines to follow based on the fire danger rating in your area:

Low: The risk of a wildfire is minimal, but it's still important to be cautious. If you're planning to have a campfire or use any other type of fire, make sure you follow regulations and guidelines set by the BC Wildfire Service. Be sure to properly extinguish your fire when you're done.

Moderate: The risk of a wildfire is moderate, so be careful when using any type of fire. Make sure you follow regulations and guidelines set by the BC Wildfire Service, and be sure to properly extinguish your fire when you're done. Avoid using fireworks or other pyrotechnics that could ignite a fire.

High: The risk of a wildfire is high, so be extremely cautious when using any type of fire. Avoid using campfires or other open fires, and make sure you follow regulations and guidelines set by the BC Wildfire Service. Be cautious when using machinery that could spark, like a lawnmower or chainsaw.

Extreme: The risk of a wildfire is extremely high, so avoid any activities that could ignite a fire. Do not

use campfires or other open fires, and avoid using machinery that could spark. Be cautious when using any type of heat source, including barbecues and stoves.

In addition to following these guidelines, it's important to be aware of your surroundings and report any signs of wildfire. If you see smoke or flames, call the Report-a-Fire number immediately at 1-800-663-5555 or *5555 on your cell phone, and report it to the BC Wildfire Service.

By observing fire danger ratings and following guidelines set by the BC Wildfire Service, we can all do our part to prevent wildfires and keep our communities safe. Stay informed and stay safe!

by Norman Aelxis



ONE ON ONE YOUTH SUPPORT

Schedule an appointment or check in for a drop in appointment .

EDUCATION
CENTRE
#250-648-3227

Allows for open Conversations around:

- Goal setting
- Emotional Regulation
- Healthy life styles
- Substance use
- Self care plans

HELP ASSIST
WITH
PARENTAL
CONCERNS
AND
ADVOCATING
YOUTH
VOICES

"IF SUCCESS WAS
UNLIMITED, HOW BIG
WOULD YOU DREAM"

EMAIL:
Recreation@tlazten.bc.ca

Education
DEPARTMENT





August 2, 2023

10 seats available

8hour Training

ages: 13 & up

CANOE
CERTIFICATION TRAINING



CONTACT: (250) 648-3227

Kayaking Certification Training



**August 3,
2023**

**sign up for @ the Education
Department
10 seats available
3 hours Training
ages 13 & up
Ph: (250)648-3227**



Tanizul Timber Ltd.

JOB POSTING Accountant/ Bookkeeper

Tanizul Timber Ltd (Tanizul), a TI'azt'en Nation community owned and operated forest management company, is seeking an experienced part time or full-time accountant to add to our staff.

The accountant provides key administrative functions of the day-to-day operation of the company, working under the direction of the General Manager, or designate.

The ideal candidate will be able to demonstrate the following qualifications:

- Be a self-starter, able to work independently with minimal supervision;
- Have a strong, consistent, and professional work ethic;
- Ability to multi-task and work in a demanding environment;
- Have formal training with 5+ years of bookkeeping experience;
- Excellent verbal and written communication and interpersonal skills;
- Ability to meet deadlines, adjust quickly to changes in priorities and work within a team environment to achieve results.
- Solid experience and proficiency using MS Office applications and accounting software, with preference to SAGE 50;
- Preference will be given to those who hold a CPA certificate, or at a minimum a solid understanding of Generally Accepted Accounting Principles (GAAP).
- Having forestry-based business experience will be considered an asset.

The duties of this position will consist of, but not limited to, the following:

- Bi-weekly payroll - Salary, hourly and piece rate employees;
- Accounts Payable - Weekly vendor payables;
- Monthly remittances - Payroll remittances, Pension Contributions, Health benefits, WCB and GST remittances;
- AR management - applying received payments to invoices;
- Monthly credit card reconciliations;
- Reconcile bank accounts and make month end adjustments;
- Fiscal year end Adjustments/ File Logging tax return;
- Financial audit preparations, facilitation, and entry of auditor's journal entries;
- Monthly and quarterly reporting and budget updates.

There is flexibility to work both in office and remotely.

Tanizul Timber Ltd offers a competitive wage and benefits package. Remuneration will commensurate with experience.

If you meet the above qualifications, please submit your resume to: admin@tanizultimber.com

This position will be posted until filled. Please note that while we appreciate all applications, only those being considered will be contacted.

Thank you for your interest.

Stewardship Officer
Date Posted: September 2, 2022
Closing Date: Open Until Filled

The TI'azt'en Nation Natural Resource Department is looking for a full time Stewardship Officer to assist with operational processes supporting Nation land use decision proposals, referrals, consultation, engagement and stewardship planning within the traditional territory. This position requires good communication skills, team work, project management, cultural agility, field skills (survey and data assessment, recording, reporting and technical writing skills), map and GPS/GIS skills; experience with government-to-government (G2G) processes in particular with BC Government provincial ministries; an understanding of relevant natural resources legislation, Indigenous Rights and Title and provincial legislation regarding the United Nations Declaration of the Rights of Indigenous People (UNDRIP). TI'azt'en Nation's head office is located 40 km from the town of Fort St. James, BC on the beautiful shores of Nak'albun (aka Stuart Lake).

Job Summary

The Stewardship Officer's responsibilities include but are not limited to: working closely and in conjunction with the Natural Resources Manager implementing forestry, mineral claim and lands stewardship management and strategy processing land use proposals, referrals, assisting in technical representation for TI'azt'en Nation on G2G collaborative stewardship work; assisting in consultation and engagement work. In addition, the Stewardship Officer will work closely with Nation knowledge keepers, traditional land users and Keyoh Huwunline families (traditional stewards) on stewardship matters. We are looking for an individual with a proven history of project management, a solid understanding of Indigenous culture, rights and title matters, traditional Dakelh governance and relationship-building, good communication skills, conflict resolution abilities and have technical understanding of sustainable forest management principles.

Qualifications, Knowledge, Skills & Experience

- Minimum post-secondary 2-year technical certification/diploma in the area of Forestry and/or Natural Resources
- Minimum 5 years working in Forestry and/or Natural Resources (office and field work experience)
- Knowledge of relevant natural resources provincial and federal legislation and other policies and legislation that govern forest, land, water and wildlife management
- Demonstrated ability to communicate and build effective interpersonal relationships from the community level to senior government levels including external agencies and private sector proponents
- Proficiency in the use of computer programs for word processing, databases, excel spreadsheets, presentations, email; fieldwork and data tracking applications, and ESRI GIS software
- Ability to meet deadlines, pay attention to detail, work well with others and in a team environment
- understanding of Indigenous values, culture, history, communities and traditional territories
- Excellent, communication and writing skills.
- Must have Class 5 Drivers License in good standing

Preference may be given to:

- a TI'azt'en Nation person or an Indigenous person
- extensive post-secondary education and work experience combination
- Professional designation

Wage rate depending on education & experience.
Submit your inquiries, cover letter and resume to:
Glen Guthrie, Natural Resources Manager
nr.manager@tlazten.bc.ca

Stewardship Field Technician
Date Posted: September 2, 2022
Closing Date: Open Until Filled

The Tl'azt'en Nation Natural Resource Department is looking for a Stewardship Field Technician. The Stewardship Technician will work under the supervision of the Senior Stewardship Officer and assist with the department's forestry, mineral claim and lands stewardship management and strategy processes within the traditional territory. This position requires field skills (survey and data assessment, recording), map and compass and GPS / GIS skills, and requires good communication skills, team work, a proven understanding of Dakelh culture and heritage resource values. An understanding of relevant natural resources legislation and forestry and mining exploration operations is a preferred asset. Tl'azt'en Nation's head office is located 40 km from the town of Fort St. James, BC on the beautiful shores of Nak'albun (aka Stuart Lake).

Job Summary

The Stewardship Field Technician's responsibilities include but are not limited to: working closely and in conjunction with the Natural Resources Manager implementing forestry, mineral claim and lands stewardship management and strategy conducting cultural and heritage resource values assessments in the field. In addition, the Stewardship Field Technician will work closely with Nation knowledge keepers, traditional land users and Keyoh Huwunline families (traditional stewards) on stewardship matters and will consider information sharing in technical report writing. We are looking for an individual with a proven history of field experience, field assessment and reporting experience in any aspect of Natural Resources. A solid understanding of the forestry and mineral exploration sector is ideal and Indigenous culture, rights and title matters a must. This position requires an understanding of traditional Dakelh culture and good communication skills, problem solving abilities and technical understanding of stewardship principles.


Qualifications, Knowledge, Skills & Experience

- Minimum post-secondary 2-year technical certification/diploma in the area of Forestry and/or Natural Resources and minimum 2 years working in Forestry and/or Natural Resources (office and field work experience) or an equivalent combination of education and work experience
- Knowledge of relevant natural resources technical operations, relevant legislation and other policies that govern forest, land, water and wildlife management
- Willingness to learn; Team player
- Ability to read maps (e.g. Understands UTM Coordinates, Scales, maps, gps, etc.)
- Physically fit and ability to work in all types of weather and environmental conditions
- Knowledge of Dakelh culture and traditional rights practices
- Basic knowledge of archaeological resources
- Computer skills especially in Microsoft Office software applications
- Familiarity with safe driving and practices while engaging in field travel and field work activities.
- Work experience conducting field and data entry work in a timely, professional and consistent manner.
- Field surveys are required in this position to assess Tl'azt'en Nation cultural and heritage resource values whereby the Stewardship Forest Technician will be required to survey for an established list of values; Work experience like this is an asset; Skills in field site assessments are required
- Ability to meet deadlines, pay attention to detail
- Understanding of First Nations values, culture, history, communities and traditional territories
- Excellent, communication and writing and reporting skills.
-

Preference may be given to:

- a Tl'azt'en Nation person or an Indigenous person
- Professional designation

Wage rate depending on education & experience.
Submit your inquiries, cover letter and resume to:
Glen Guthrie, Natural Resources Manager
nr.manager@tlazten.bc.ca



ACCOUNTS PAYABLE CLERK

Ti'azt'en Nation is seeking an Accounts Payable Clerk for the Finance Department. Reporting to the Finance Manager, the Accounts Payable Clerk will directly perform and support the priorities and tasks of the Finance Department, including processing of transactions, accurate data entry, analysis, maintenance of records and preparation of reports per generally accepted accounting principles (GAAP).

Duties and Responsibilities

Accounts Payable Functions

- Process transactions accurately including verifying, classifying and recording data per established controls.
- Pay vendors by monitoring discount opportunities, verifying federal ID numbers, scheduling and preparing cheques, and resolving purchase order, contract, invoice, or payment discrepancies and documentation.
- Verify and investigate discrepancies, if any, by reconciling vendor accounts and monthly vendor statements.
- Reconcile the accounts payable ledger to ensure that all bills and payments are accounted for and properly posted and generate reports for accounts payable.
- Pay employees by receiving and verifying expense reports and requests for advances.
- Follow up on any potential gaps or variances with the Manager.

Administration

- Comply with all expectations associated with privacy and confidentiality of records.
- Support preparation of information, materials and reports for the department including coordination of correspondence through telephone, email, fax and general mail.
- Create and support accurate and complete filing and data management systems including paper and electronic document storage, tracking of purchase orders, assets, requests or claims.

Knowledge, Skills and Abilities:

- Solid understanding of basic bookkeeping and accounting payable principles.
- General knowledge of expense accounts and cost centers.
- Strong aptitude for accuracy and attention to detail.
- Good organizational skills including an understanding of how to prioritize work per deadlines.
- Effective written communications skills, including the ability to draft documents using software applications such as MS products.
- Foster an open, equitable and service oriented relationship with everyone.
- A positive attitude and ability to work independently.

Qualifications

ACCOUNTING > CONSULTING > TAX
TRUE NORTH SQUARE

242 HARGRAVE STREET, SUITE 1200, WINNIPEG MB, R3C 0T8
1.877.500.0795 T: 204.775.4531 F: 204.783.8329 MNP.ca


- Previous work experience as Accounts Payable Clerk or experience demonstrating the ability to calculate, post and manage accounting figures and financial records.
- Completion of secondary or post-secondary education in business administration, office administration, finance or other related field is preferred
- Knowledge of computerized accounting systems is an asset.
- Exemplary communication skills, both written and oral.
- Proficiency in MS Office with good spreadsheet and data entry skills.

Ability to successfully and periodically undergo an appropriate criminal records review and police record check is required,

A cover letter and resume outlining how you meet these qualifications is requested, c/o: MNP at applyvia@mnp.ca

Closing Date:

Candidates who meet the above criteria will be contacted for an interview. Proof of certifications and criminal record check will be required prior to employment.



FOREST STEWARDSHIP MANAGER

Tl'azt'en Nation is seeking a motivated and strong individual with proven forestry stewardship skills and experience to support its Natural Resources Department.

The ideal candidate is community-minded and demonstrates strong planning and implementation skills in support of the Natural Resource Department.

Reporting to the Natural Resource Director, the Forest Stewardship Manager is responsible for overseeing the protection, care, and otherwise safeguarding and stewardship of Tl'azt'en forestry resources encompassing 2,786.10 hectares in the Fort St. James area in BC. The Forest Stewardship Manager will also be responsible for data collection, timber harvesting, and collaborating with the community and government agencies on projects meant to improve or alter the environment, respond to emergencies, and focus on sustainability and health of the forest.

The Forest Stewardship Manager is the lead resource responsible to explore and recommend opportunities for capacity building through appropriate stewardship and management of land resources, aligned with the mission to protect and promote Tl'azt'en rights and title in their traditional territory.

Duties and Responsibilities

Strategic and Operational Planning

- Identify, draft, propose, plan and implement long-term stewardship plans for the Nation's forest resources.
- Review and where appropriate implement initiatives related to expansions or diversifications of forestry resources, including timber development, silviculture, wildfire fuel management, harvesting, etc.
- Review business plans and funding proposal preparations related to forestry resources to ensure consistency with long-term stewardship objectives.
- Develop an understanding of the community's values related to forests including the importance of wildlife and plans for food harvesting, medicine and cultural practices.

Financial Management

- Assist the Natural Resources Director and relevant partners with preparing fact sheets, resolutions, certificates of funding, purchase orders, etc. regarding but not limited to tree removal or harvesting, silviculture, planning and other bid specifications and quotations as required.

Operational Management

- Be aware of the most up-to-date conservation and restoration methods including familiarity with resolution options.

MNP LLP

True North Square

242 Hargrave Street, Suite 1200, Winnipeg MB, R3C 0T8

1.877.500.0795 T: 204.775.4531 F: 204.783.8329



- Be responsible for forest conservation for future generations, using the most natural and economically-sound methods possible.
- Receive, review, and evaluate forest referrals and provide monthly status reports.
- Organize and prioritize work by type, geography, season, etc. and submit to the Natural Resources Director.
- Assist in planning, administration and inspection of other forestry-related activities such as road building, block development and timber harvesting.
- Work with other Tl'azt'en Natural Resource personnel to make values-based land-use decisions.

Community Relations

- Support communication to community through report preparation and delivery and tours of the forestry operations.
- Engage community members in forestry stewardship initiatives through active engagement and learning opportunities.
- Maintain respectful and positive relations with community members.

Council Governance

- Provide advice, guidance, and recommendations to the Natural Resources Director and other relevant stakeholders.
- Prepare and deliver reports in writing and verbally.

Policy, Procedure, Legislation and Regulations

- Be knowledgeable about relevant acts, regulations, policies, legislations, and treaties.

Skills and Qualifications

Knowledge, Skills and Abilities

- Excellent written and verbal communication skills
- Ability to work individually on projects and as part of a team
- Analytical skills
- Prioritization and strong time management skills
- Ability to create and deliver strong presentations using factual data in layman's terms
- Have a good understanding of wildlife, biology including its data collection and analysis
- Ability and willingness to be outdoors for extended amounts of time in all weather
- Ability to work safely in a forestry environment and follow all safety guidelines

Experience and Education Requirements

- Bachelor of Science Degree in natural resources, ecology, forestry, environmental science, or related field
- 3+ years of work experience in a similar role
- BC Registered Professional Forester or eligible for registry preferred
- Valid driver's license

Work Location

The successful candidate is required to relocate to Tl'azt'en Nation or the Fort St. James area. A portion of time in this position will be spent in the field with the majority duties to be completed in the office at Tl'azt'en Nation. Remote work models will not be supported at this time.

Tl'azt'en Nation and the Fort St. James region are located in the interior of British Columbia and offer the ideal surroundings for outdoor enthusiasts or families looking for a safe, affordable and healthy community in which to live and thrive. To learn more about its beautiful surroundings and services, please review the [District of Fort St. James FSJ Retention Guide](#).

Other Requirements

Ability to successfully and periodically undergo an appropriate criminal records review and police record check is required.

A cover letter and resume outlining how you meet these qualifications is requested, c/o: MNP at applyvia@mnp.ca.

Closing Date: Open until filled

Candidates who meet the above criteria will be contacted for an interview. Proof of certifications will be required prior to employment.